

VMware Horizon® 7

User Name _____

Password _____

ERBC-GROUP _____

Remember user name

Sign in



VMware Horizon 7 interface showing Desktop Pools. A red arrow points to the "Desktop Pools" header.

Updated 05/13/2021, 12:00

Sessions 4
Problem vCenter VMs 0
Problem RDS Hosts 0
Events 0
System Health 0

Monitor
Dashboard
Events
Sessions
Help Desk

Users and Groups

JMP Assignments **JMP**

Inventory
Desktops
Applications
Farms
Machines
Persistent Disks

> Settings

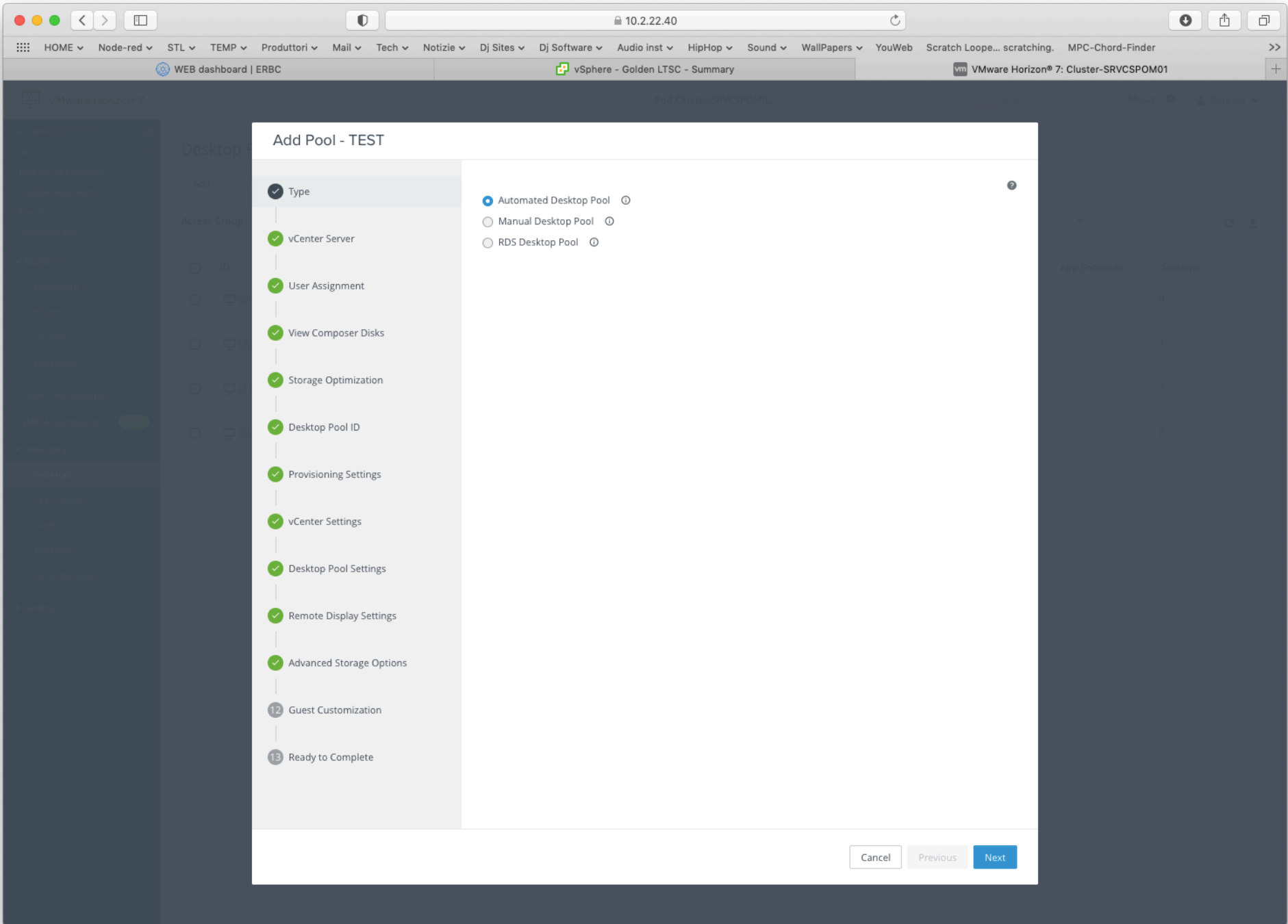
Desktop Pools

[Add](#) [Edit](#) [Duplicate](#) [Delete](#) [Entitlements](#) [Status](#) [Access Group](#) [View Untitled](#)

Access Group: [All](#)

[Refresh](#) [Download](#)

ID	Display Name	Type	Source	User Assignment	vCenter Server	Entitled	Application Pools	Enabled	App Shortcuts	Sessions
DPFire	DP Fire v1.0	Automated Desktop Pool	vCenter (linked clone)	Dedicated Assignment	srvcsapom01.erbc-group.it	2	N/A	✓		0
ERBC	ERBC	Automated Desktop Pool	vCenter (linked clone)	Dedicated Assignment	srvcsapom01.erbc-group.it	1	N/A	✓		1
LTSC_BASE	LTSC_BASE	Automated Desktop Pool	vCenter (linked clone)	Dedicated Assignment	srvcsapom01.erbc-group.it	1	N/A	✓		3
SD	Study Directors	Automated Desktop Pool	vCenter (linked clone)	Floating Assignment	srvcsapom01.erbc-group.it	1	N/A	✓		0
TEST	TEST	Automated Desktop Pool	vCenter (linked clone)	Dedicated Assignment	srvcsapom01.erbc-group.it	1	N/A	✓		0



Add Pool - TEST



Type



vCenter Server



User Assignment



View Composer Disks



Storage Optimization



Desktop Pool ID



Provisioning Settings



vCenter Settings



Desktop Pool Settings



Remote Display Settings



Advanced Storage Options



12 Guest Customization



13 Ready to Complete

Automated Desktop Pool ⓘ

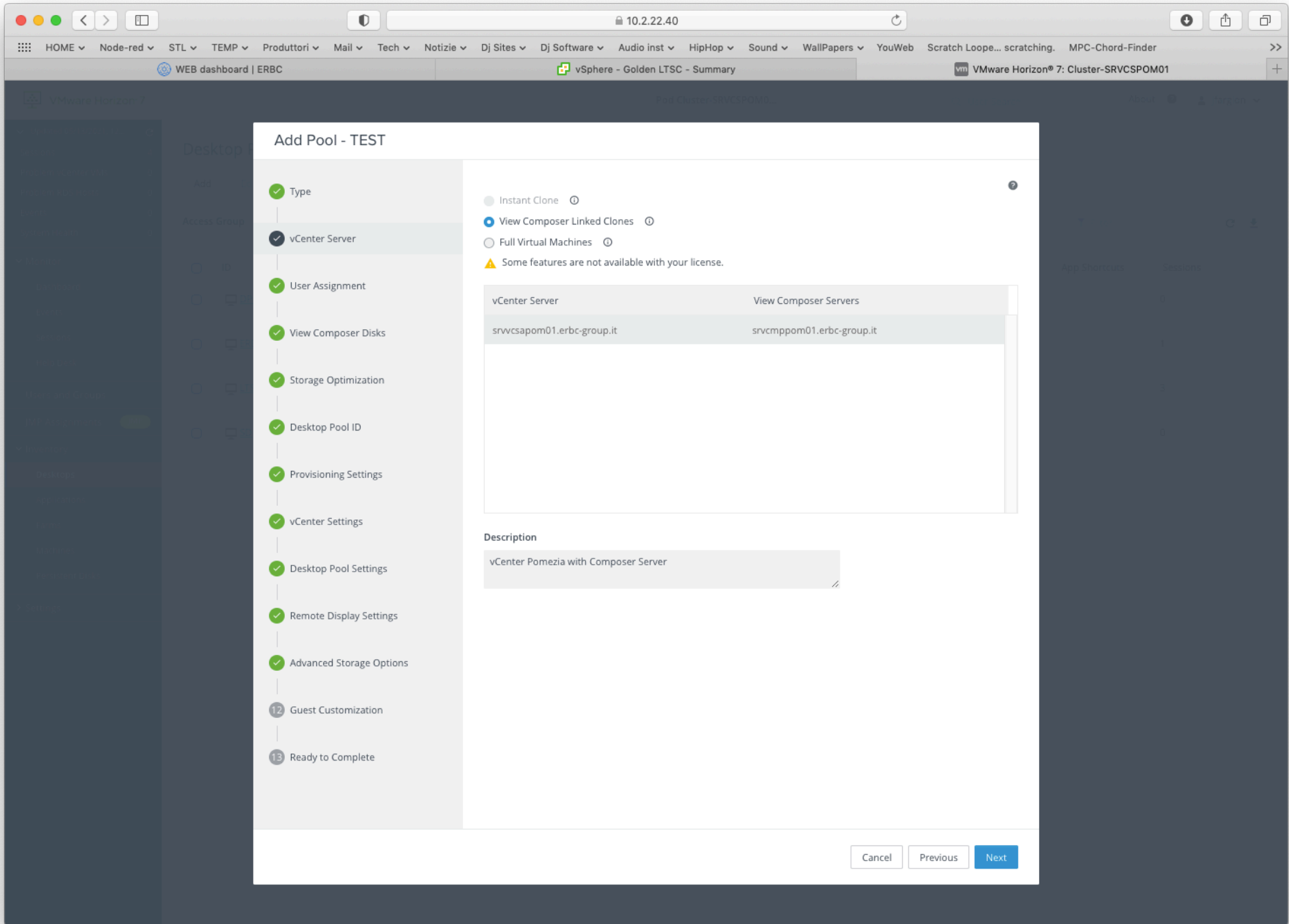
Manual Desktop Pool ⓘ

RDS Desktop Pool ⓘ

Cancel

Previous

Next



Add Pool - TEST

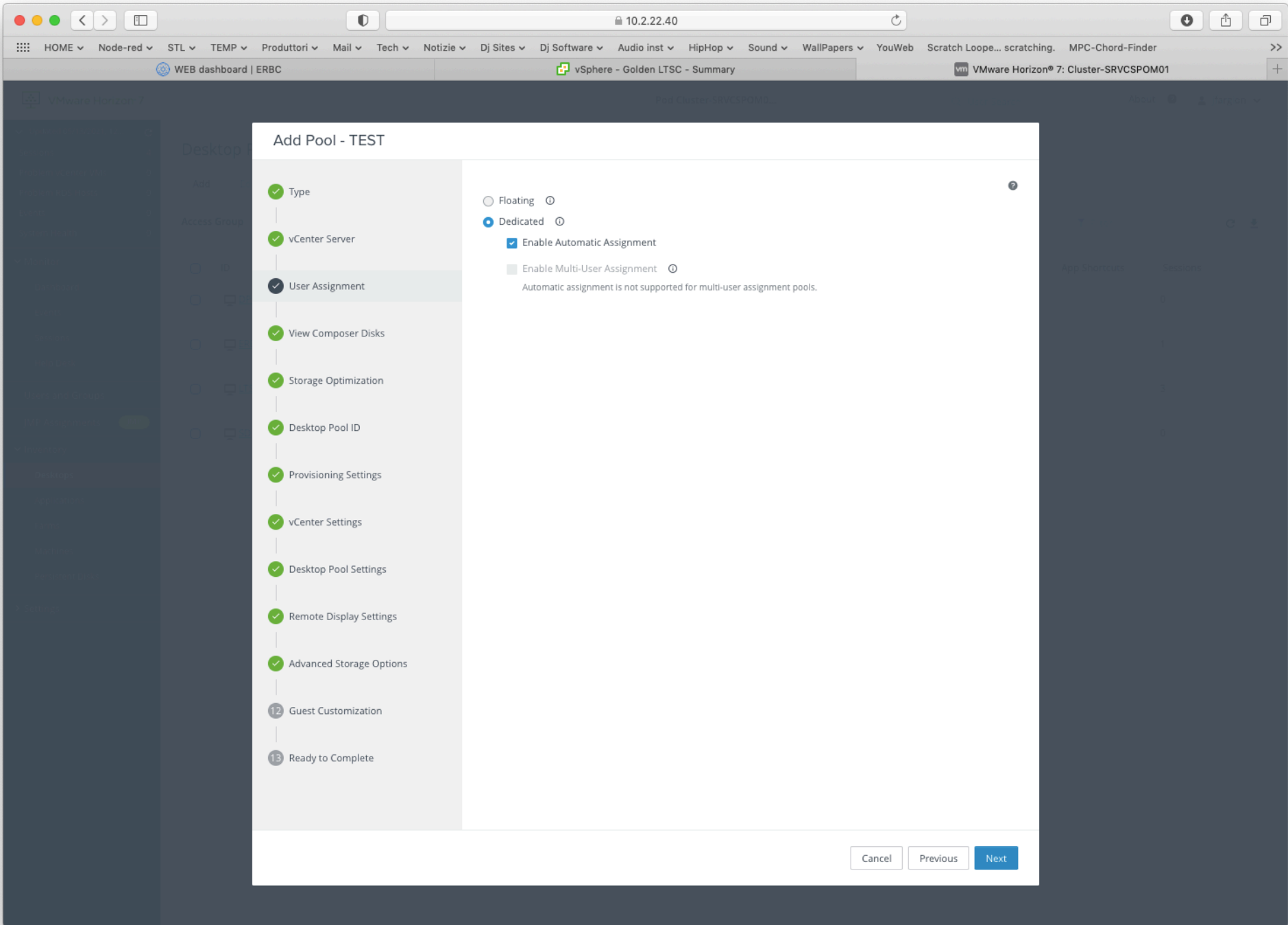
- Type
- vCenter Server
- User Assignment
- View Composer Disks
- Storage Optimization
- Desktop Pool ID
- Provisioning Settings
- vCenter Settings
- Desktop Pool Settings
- Remote Display Settings
- Advanced Storage Options
- 12 Guest Customization
- 13 Ready to Complete

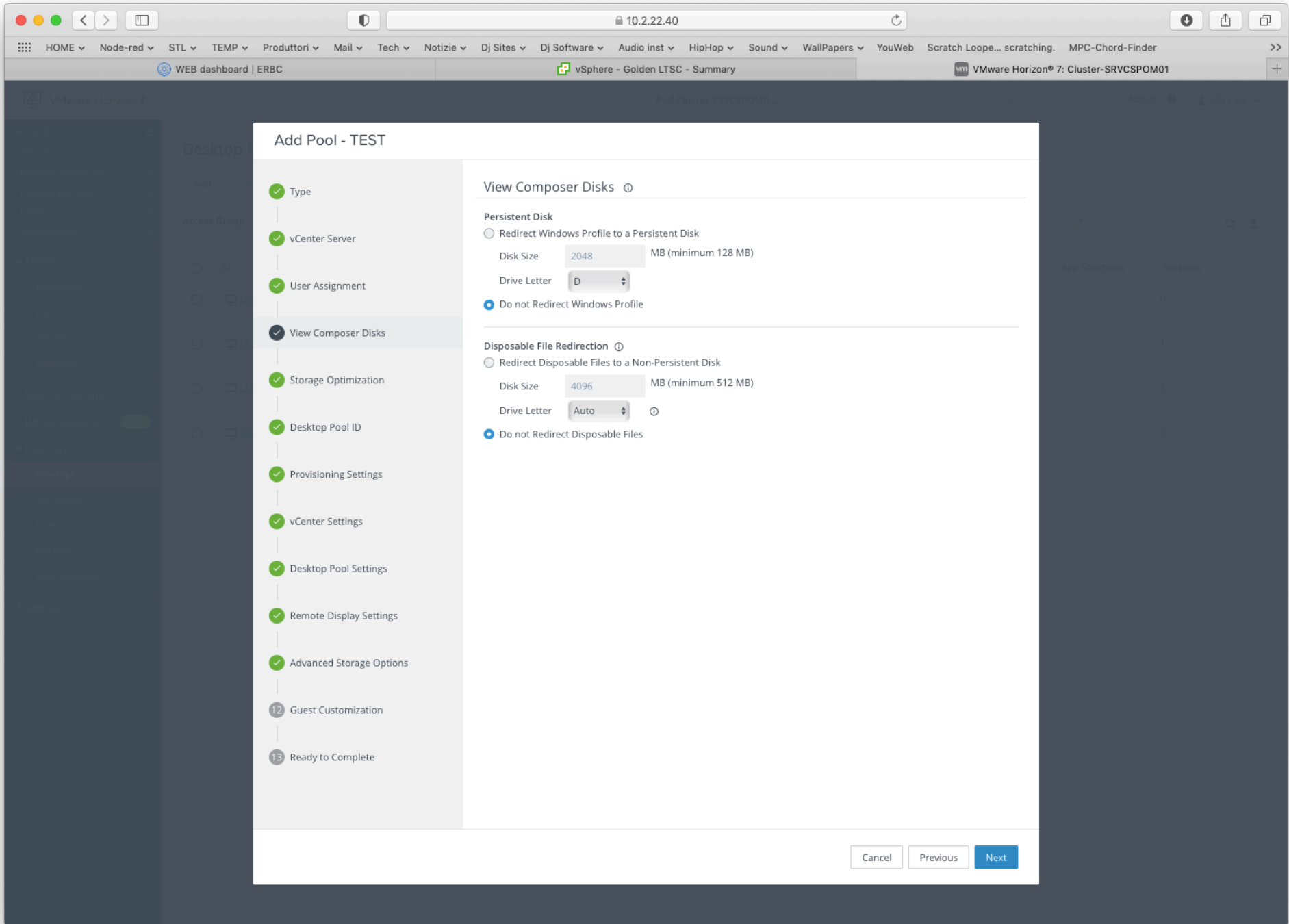
- Instant Clone ⓘ
 - View Composer Linked Clones ⓘ
 - Full Virtual Machines ⓘ
- ⚠ Some features are not available with your license.

vCenter Server	View Composer Servers
srwvcsapom01.erbc-group.it	srvcmpom01.erbc-group.it

Description

vCenter Pomezia with Composer Server





Add Pool - TEST

- ✓ Type
- ✓ vCenter Server
- ✓ User Assignment
- ✓ View Composer Disks
- ✓ Storage Optimization
- ✓ Desktop Pool ID
- ✓ Provisioning Settings
- ✓ vCenter Settings
- ✓ Desktop Pool Settings
- ✓ Remote Display Settings
- ✓ Advanced Storage Options
- 12 Guest Customization
- 13 Ready to Complete

View Composer Disks ⓘ

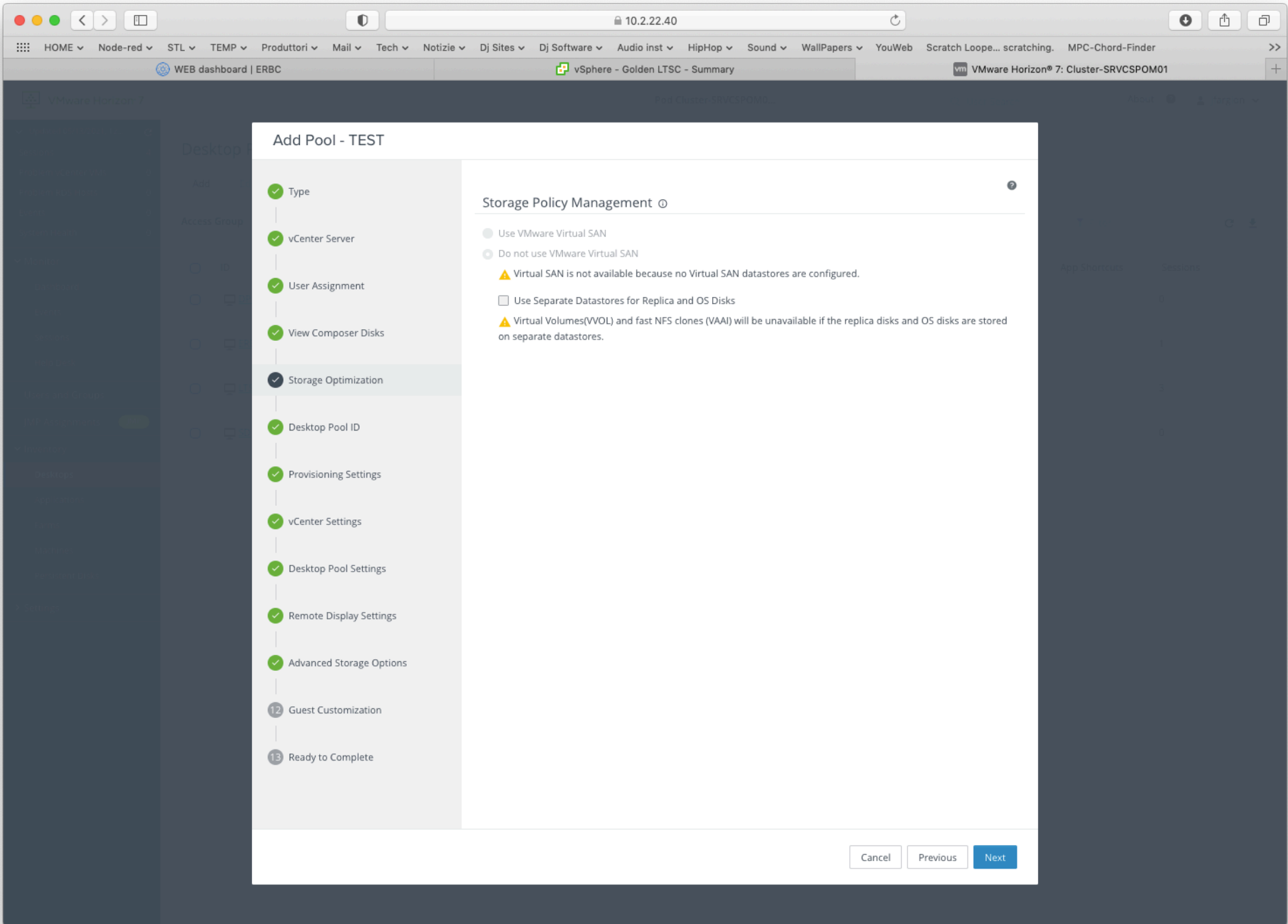
Persistent Disk

- Redirect Windows Profile to a Persistent Disk
 - Disk Size: 2048 MB (minimum 128 MB)
 - Drive Letter: D
- Do not Redirect Windows Profile

Disposable File Redirection ⓘ

- Redirect Disposable Files to a Non-Persistent Disk
 - Disk Size: 4096 MB (minimum 512 MB)
 - Drive Letter: Auto ⓘ
- Do not Redirect Disposable Files

Cancel Previous Next

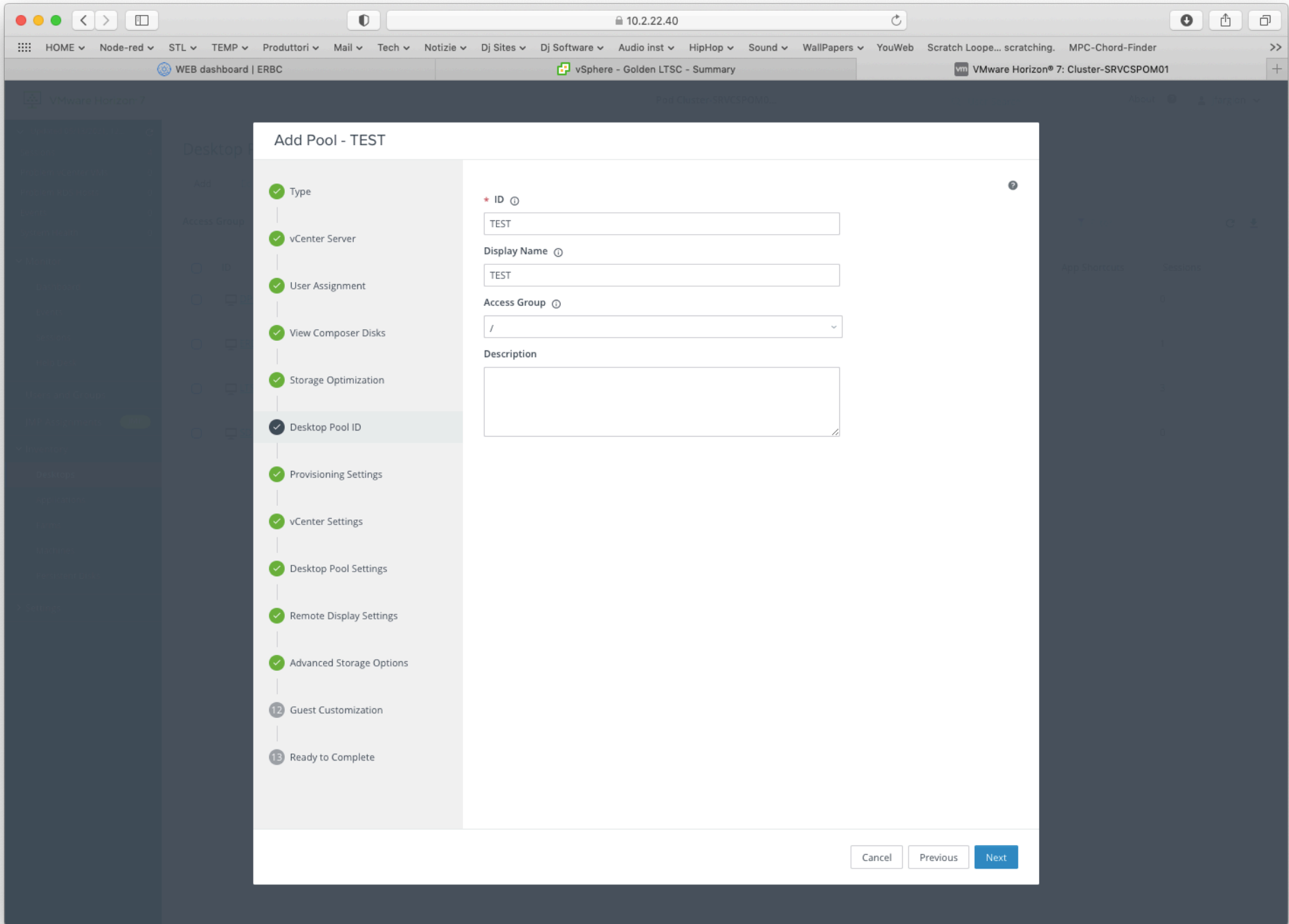


Add Pool - TEST

- ✓ Type
- ✓ vCenter Server
- ✓ User Assignment
- ✓ View Composer Disks
- ☑ Storage Optimization
- ✓ Desktop Pool ID
- ✓ Provisioning Settings
- ✓ vCenter Settings
- ✓ Desktop Pool Settings
- ✓ Remote Display Settings
- ✓ Advanced Storage Options
- 12 Guest Customization
- 13 Ready to Complete

Storage Policy Management ⓘ

- Use VMware Virtual SAN
- Do not use VMware Virtual SAN
 - ⚠ Virtual SAN is not available because no Virtual SAN datastores are configured.
- Use Separate Datastores for Replica and OS Disks
 - ⚠ Virtual Volumes(VVOL) and fast NFS clones (VAAI) will be unavailable if the replica disks and OS disks are stored on separate datastores.



Add Pool - TEST

- ✓ Type
- ✓ vCenter Server
- ✓ User Assignment
- ✓ View Composer Disks
- ✓ Storage Optimization
- ✓ Desktop Pool ID
- ✓ Provisioning Settings
- ✓ vCenter Settings
- ✓ Desktop Pool Settings
- ✓ Remote Display Settings
- ✓ Advanced Storage Options
- 12 Guest Customization
- 13 Ready to Complete

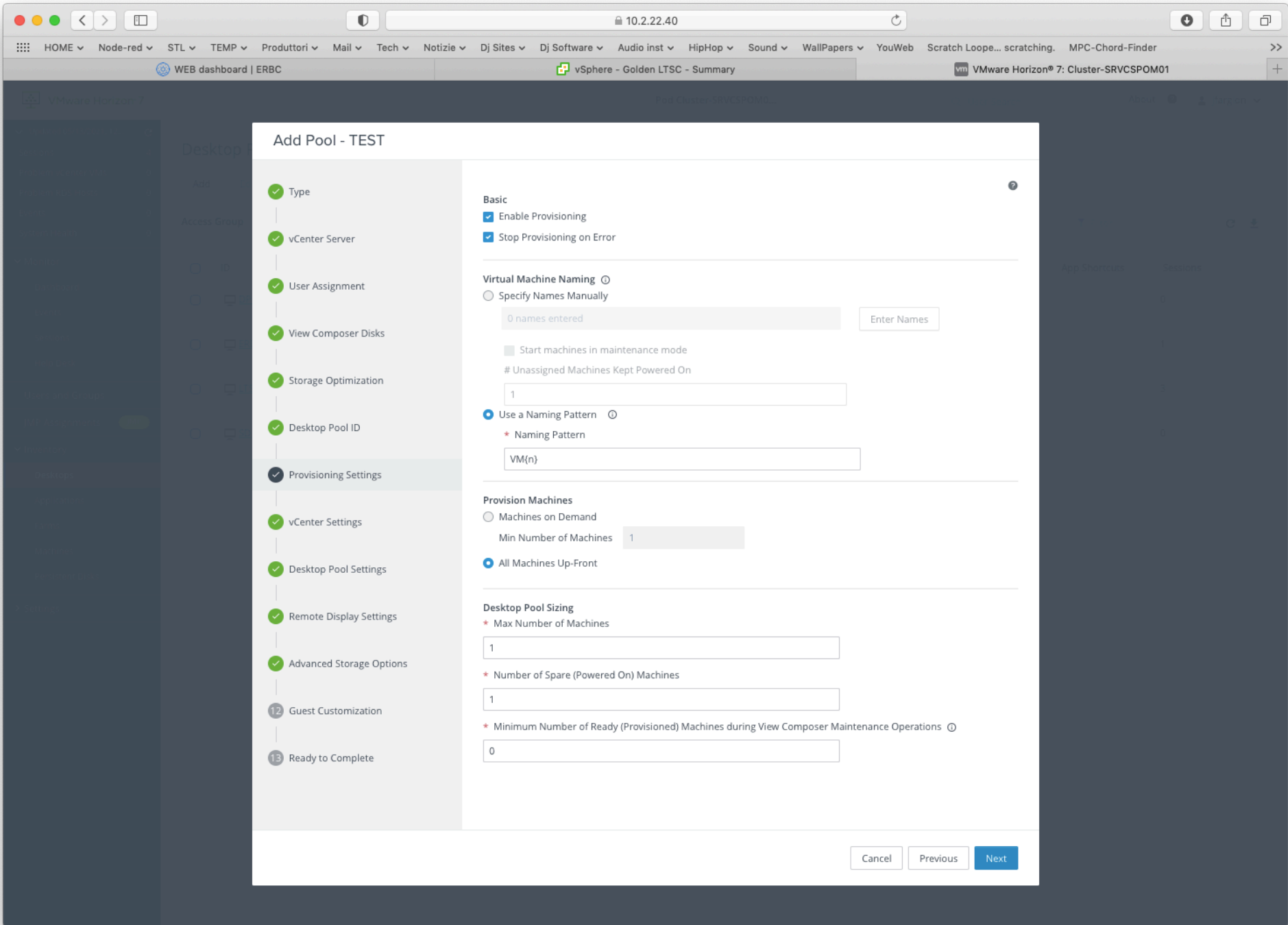
* ID ⓘ

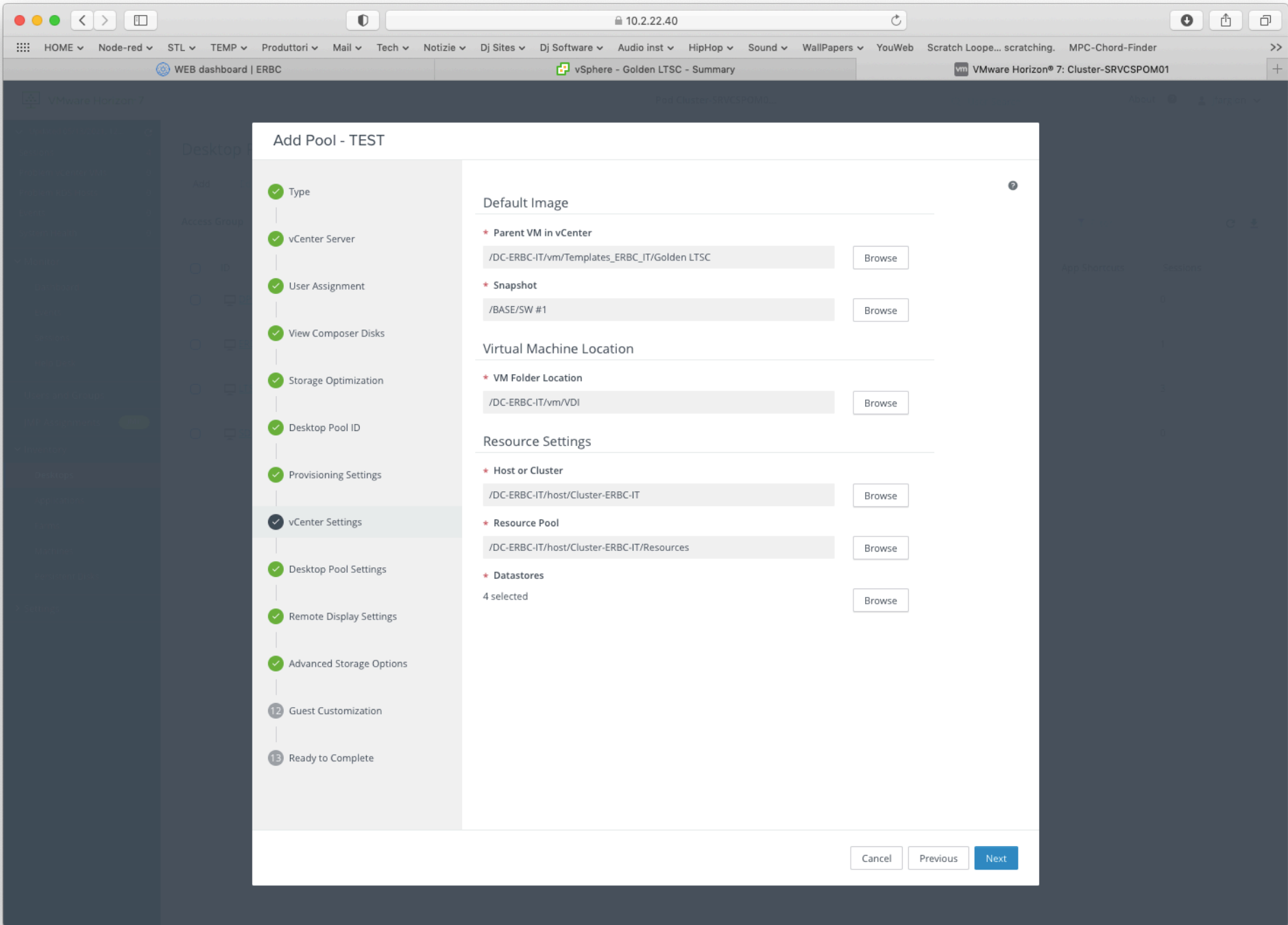
Display Name ⓘ

Access Group ⓘ

Description

Cancel Previous Next





Add Pool - TEST

- ✓ Type
- ✓ vCenter Server
- ✓ User Assignment
- ✓ View Composer Disks
- ✓ Storage Optimization
- ✓ Desktop Pool ID
- ✓ Provisioning Settings
- ✓ vCenter Settings**
- ✓ Desktop Pool Settings
- ✓ Remote Display Settings
- ✓ Advanced Storage Options
- 12 Guest Customization
- 13 Ready to Complete

Default Image

* Parent VM in vCenter

/DC-ERBC-IT/vm/Templates_ERBC_IT/Golden LTSC

Browse

* Snapshot

/BASE/SW #1

Browse

Virtual Machine Location

* VM Folder Location

/DC-ERBC-IT/vm/VDI

Browse

Resource Settings

* Host or Cluster

/DC-ERBC-IT/host/Cluster-ERBC-IT

Browse

* Resource Pool

/DC-ERBC-IT/host/Cluster-ERBC-IT/Resources

Browse

* Datastores

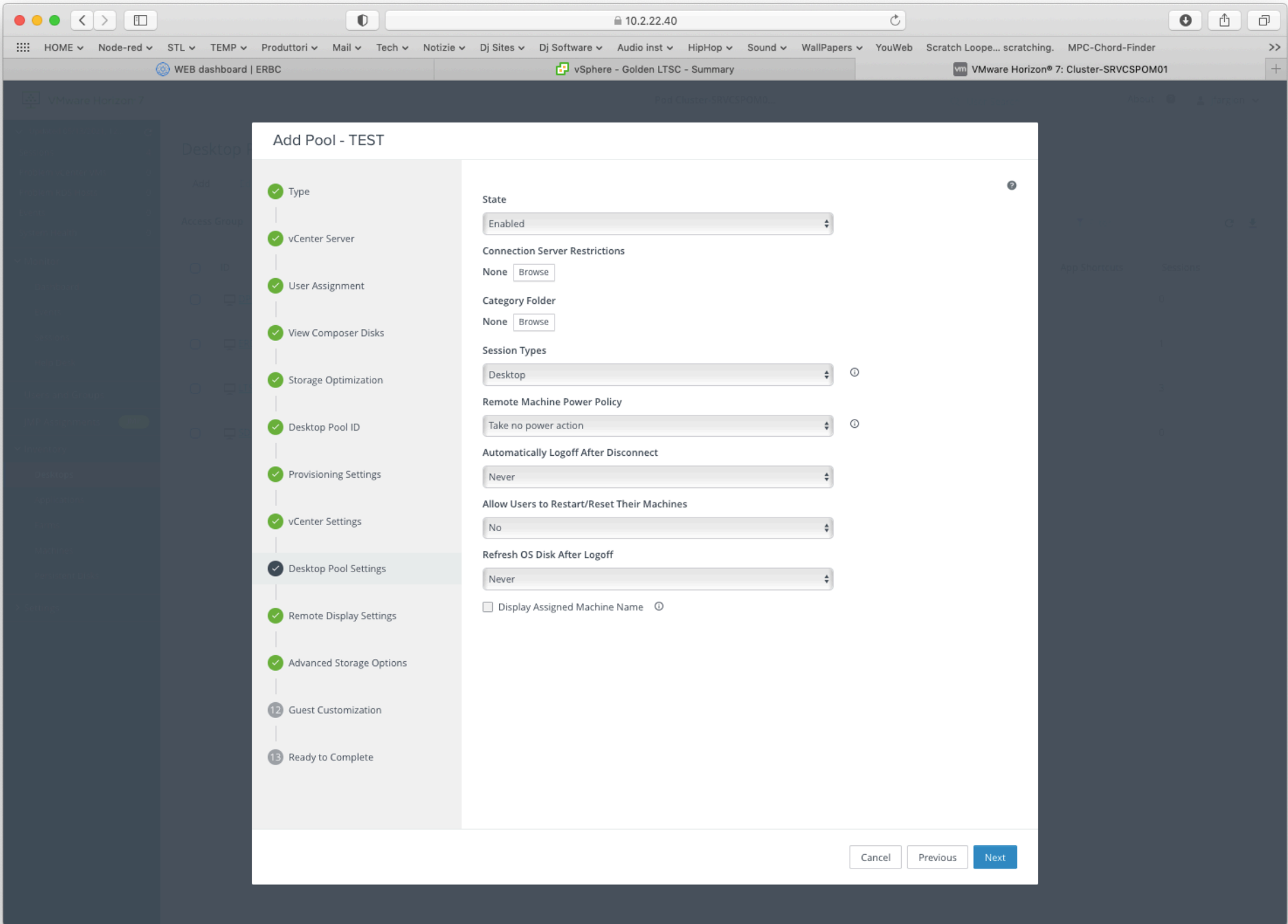
4 selected

Browse

Cancel

Previous

Next



Add Pool - TEST

- ✓ Type
- ✓ vCenter Server
- ✓ User Assignment
- ✓ View Composer Disks
- ✓ Storage Optimization
- ✓ Desktop Pool ID
- ✓ Provisioning Settings
- ✓ vCenter Settings
- ✓ Desktop Pool Settings**
- ✓ Remote Display Settings
- ✓ Advanced Storage Options
- 12 Guest Customization
- 13 Ready to Complete

State ?

Enabled

Connection Server Restrictions

None

Category Folder

None

Session Types

Desktop ⊙

Remote Machine Power Policy

Take no power action ⊙

Automatically Logoff After Disconnect

Never

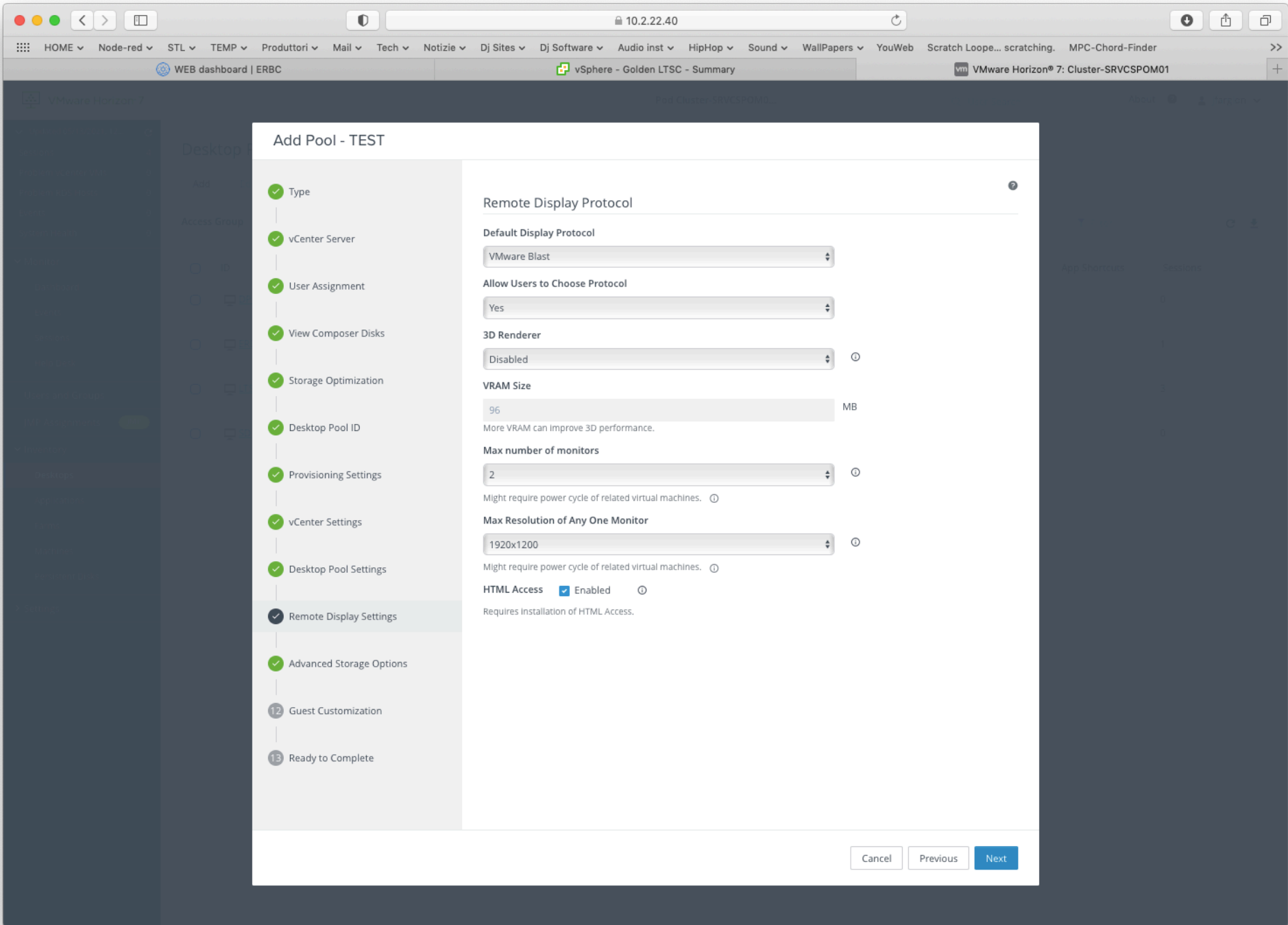
Allow Users to Restart/Reset Their Machines

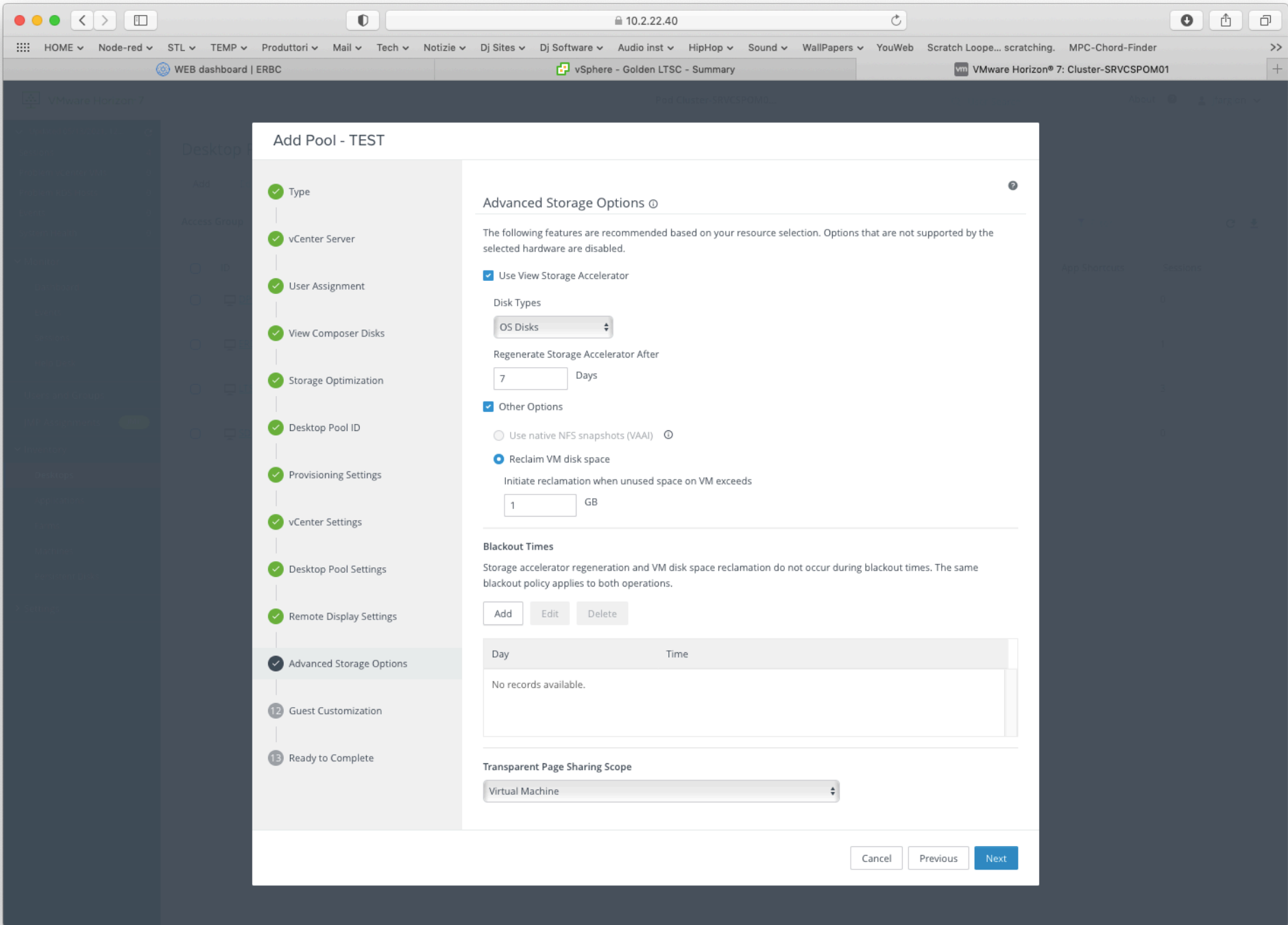
No

Refresh OS Disk After Logoff

Never

Display Assigned Machine Name ⊙





Add Pool - TEST

- ✓ Type
- ✓ vCenter Server
- ✓ User Assignment
- ✓ View Composer Disks
- ✓ Storage Optimization
- ✓ Desktop Pool ID
- ✓ Provisioning Settings
- ✓ vCenter Settings
- ✓ Desktop Pool Settings
- ✓ Remote Display Settings
- ✓ **Advanced Storage Options**
- 12 Guest Customization
- 13 Ready to Complete

Advanced Storage Options ⓘ

The following features are recommended based on your resource selection. Options that are not supported by the selected hardware are disabled.

Use View Storage Accelerator

Disk Types

OS Disks

Regenerate Storage Accelerator After

7 Days

Other Options

Use native NFS snapshots (VAAI) ⓘ

Reclaim VM disk space

Initiate reclamation when unused space on VM exceeds

1 GB

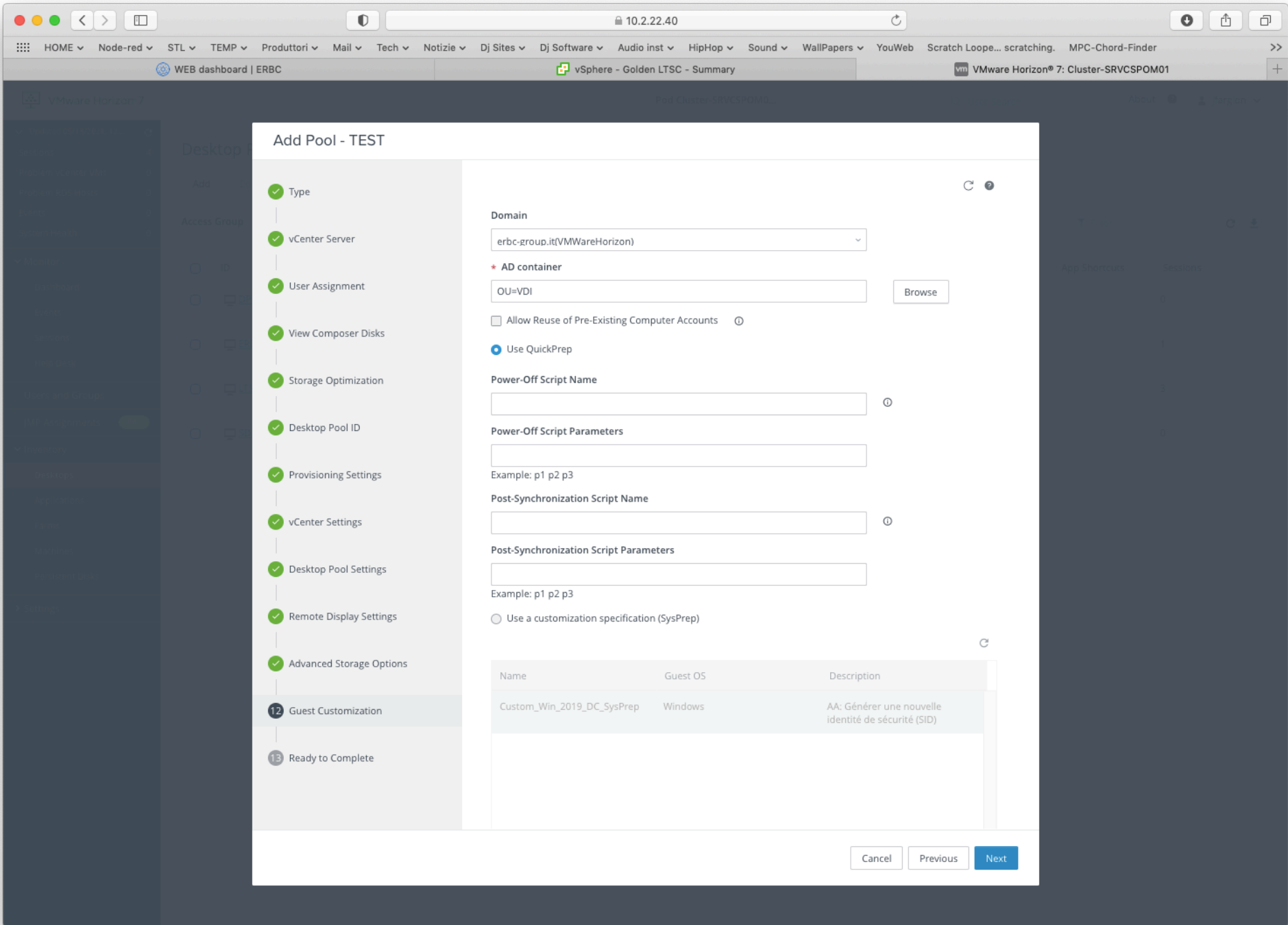
Blackout Times

Storage accelerator regeneration and VM disk space reclamation do not occur during blackout times. The same blackout policy applies to both operations.

Day	Time
No records available.	

Transparent Page Sharing Scope

Virtual Machine



Add Pool - TEST

- ✓ Type
- ✓ vCenter Server
- ✓ User Assignment
- ✓ View Composer Disks
- ✓ Storage Optimization
- ✓ Desktop Pool ID
- ✓ Provisioning Settings
- ✓ vCenter Settings
- ✓ Desktop Pool Settings
- ✓ Remote Display Settings
- ✓ Advanced Storage Options
- 12 Guest Customization
- 13 Ready to Complete

Domain

erbc-group.it(VMWareHorizon)

* AD container

OU=VDI

Browse

Allow Reuse of Pre-Existing Computer Accounts ⓘ

Use QuickPrep

Power-Off Script Name

Power-Off Script Parameters

Example: p1 p2 p3

Post-Synchronization Script Name

Post-Synchronization Script Parameters

Example: p1 p2 p3

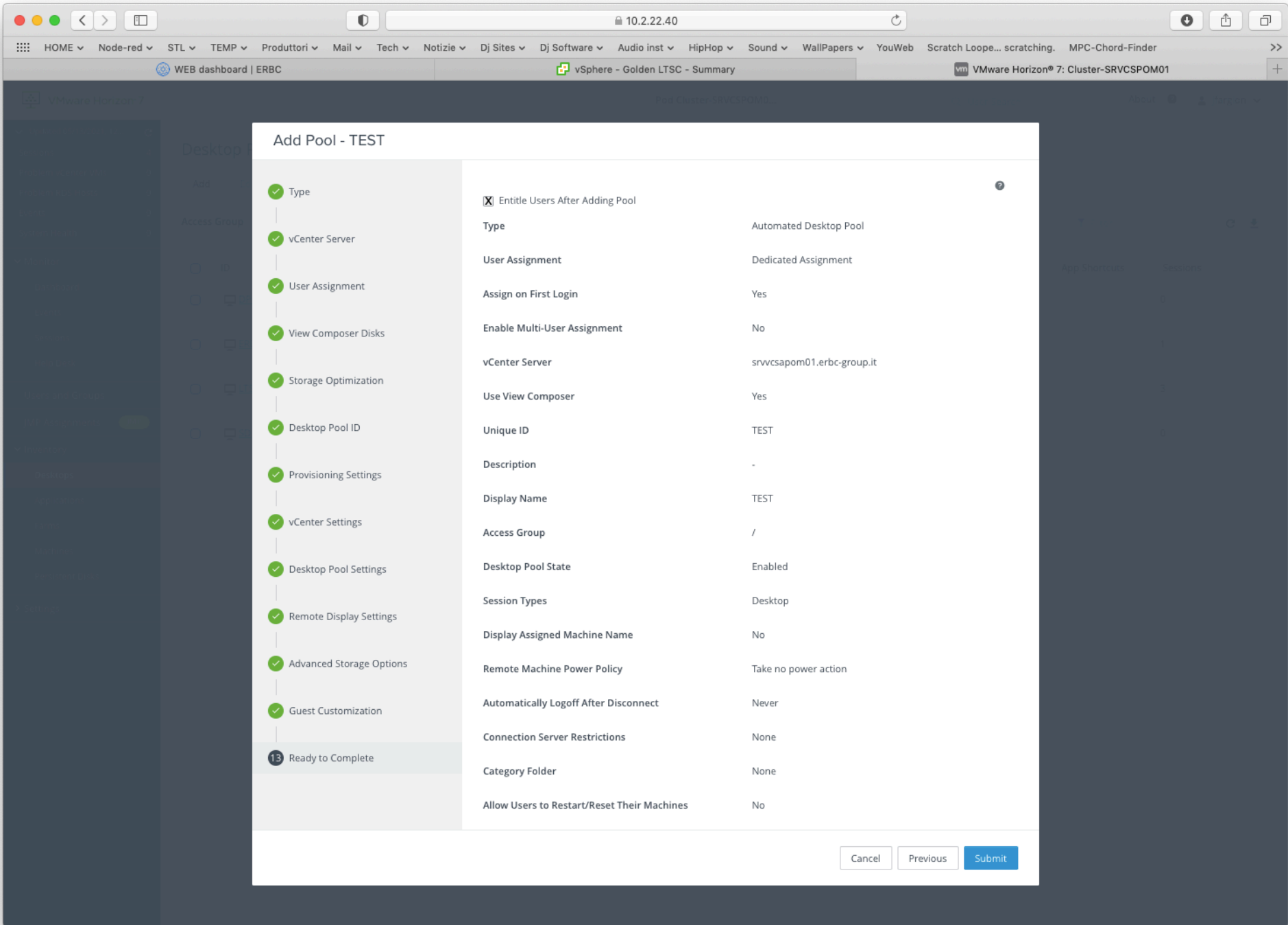
Use a customization specification (SysPrep)

Name	Guest OS	Description
Custom_Win_2019_DC_SysPrep	Windows	AA: Générer une nouvelle identité de sécurité (SID)

Cancel

Previous

Next



Find User or Group

Type Users Groups

Domain: Entire Directory

Name/User Name: Contains IT

Description: Contains

Find

<input type="checkbox"/>	Name	User Name	Email	Description	In Folder
<input type="checkbox"/>	IT_R	IT_R/Erbc-Group.it			Erbc-Group.it/Security Groups
<input checked="" type="checkbox"/>	IT_RW	IT_RW/Erbc-Group.it			Erbc-Group.it/Security Groups
<input type="checkbox"/>	Performance Monitor Users	Performance Monitor Users/Erbc-Group.it		Members of this group can access performance counter data locally and remotely	Erbc-Group.it/Builtin
<input type="checkbox"/>	Annarita Signoriello	ASignoriello@Erbc-Group.it (Annarita Signoriello)			Erbc-Group.it/Services/Italy
<input type="checkbox"/>	Emanuela Vitarelli	EVitarelli@Erbc-Group.it (Emanuela Vitarelli)			Erbc-Group.it/Services/Italy
<input type="checkbox"/>	IT Baugy	itbaugy@Erbc-Group.it (IT Baugy)			Erbc-Group.it/Users

Cancel OK

